

Intermountain[®]
Healthcare



IRONMAN[®] 70.3[®]

WORLD CHAMPIONSHIP

PRESENTED BY



UTAH SPORTS
COMMISSION

St. George Utah | USA

ATHLETE GUIDE



THE LAND OF ENDURANCE.

SEPTEMBER 18, 2021



SWIM 1.2MI

BIKE 56MI

RUN 13.1MI

AS OF 9.3.21

IRONMAN[®], 70.3[®] and M-DOT 70.3[®] are registered trademarks of World Triathlon Corporation.

TABLE OF CONTENTS

Message from the Race Director 3

Message from the Global Director of Rules
and Officiating 4

Race information every participating athlete
needs to know for a smooth race experience

Schedule of Events 5

This is your race week road map

Athlete Check-In 8

Pre-Race Information 9

Your need-to-know information before race day

Venue Overviews, Shuttle Schedule 11

Spectator Access Maps 14

T1 Check-In Flow, T2 Check-In/Out Flow 16

Race Day Information 18

Race Day 19

Race Day Flow Maps 19

Post Race Information 24

Recovery and After the Race Information

Swim Course 25

Course map, rules and regulations

Bike Course 28

Course map, turn-by-turn instructions
elevation map, rules and regulations

Bike Store and Bike Tech 30

Run Course 31

Course map, turn-by-turn instructions
elevation map, rules and regulations

Rules 33

Medical 35



WELCOME



PAUL HUDDLE

Welcome to the 2021 Intermountain Healthcare IRONMAN 70.3 World Championship presented by Utah Sports Commission. With the fifteenth edition of this amazing event on U.S. soil for only the fourth time, and the second time in 8-years, it is a testament to the incredible partnership with our hosts, Greater Zion Tourism, the City of St. George, and surrounding communities of Washington County.

We look forward to celebrating your achievement of making it to the starting line, and the commitment to excellence qualifying for this event requires especially in this particular year. Now comes the reward for your hard work, the opportunity to race with the best in the world in the stunning landscape of Southern Utah.

The words "World Championship" may make you nervous as the world is watching. However, my hope is more than any personal pressure you might feel, you are able to feel grateful. Grateful you have the health and fitness to participate in such an incredible endeavor. Grateful you will race among others with the same drive for

excellence in a community which values the IRONMAN way and what this brand represents. Grateful, in this time of uncertainty, we have the opportunity to celebrate what we love.

Since 2010, St. George and the surrounding communities have welcomed and embraced IRONMAN as a part of their family. The race experience will be unparalleled as you embrace your journey. You will start your swim in the clear, blue waters at Sand Hollow Reservoir, which sit in the shadow of the famed Zion National Park. The challenging but stunningly beautiful and ever-changing nature of the bike course culminates with the gorgeous climb through Snow Canyon State Park ending with the fast and furious descent into downtown. The 2-loop run begins with the community and spectators lining the streets enjoying a front row seat to the action. From Town Square to the downtown neighborhoods, you will enjoy the beauty of Red Hills parkway and the iconic M-dot sculpture that backdrops the finish line.

The surrounding beauty of St. George creates the setting of an epic race. However, your greatest memory will be that of the 3,000 volunteers and their enthusiasm, warmth, and kindness as they make this event possible. Remember to say hi, smile, and give them a "thank you!"

We would like to thank our partners at Intermountain Healthcare, the Utah Sports Commission, Greater Zion Tourism, Washington County and all the partners and volunteers who come together to make this event a reality.


Enjoy your time in Southern Utah and good luck to you for a safe, successful day.


Paul Huddle
IRONMAN 70.3 World Championship
Race Director


MESSAGE FROM THE GLOBAL HEAD REFEREE


Jimmy Riccitello
IRONMAN® GLOBAL DIRECTOR OF
RULES AND OFFICIATING



	DRAFTING VIOLATION
	BLUE CARD
	five minute time penalty served in a penalty tent on the bike course

	BLOCKING VIOLATION
	YELLOW CARD
	thirty-second time penalty served at the next penalty tent

	DISQUALIFICATION (DSQ)
	RED CARD

	LITTERING VIOLATION DISQUALIFICATION (DSQ)
	RED CARD

THREE BLUE CARD VIOLATIONS
WILL RESULT IN RACE
DISQUALIFICATION.

IRONMAN® will operate under the “three strikes and you’re out” principle with respect to BLUE CARD violations. DRAFTING AND LITTERING are the only two violations that will result in a BLUE CARD violation and an athlete will incur a 5-minute time penalty (to be served in the closest penalty tent, located along the bike course). YELLOW CARD violations (**thirty-second time penalty**) also require an athlete to stop at the closest penalty tent location along the bike course. Any penalties incurred on the run course are to be served the moment the penalty is given. While YELLOW CARD violations will not count against your three strikes, IRONMAN® Competition Rules still allow an athlete to be disqualified for repeated rule violations should an athlete receive excessive yellow card violations.

So that you understand the rules on race day, please take the time to read the rules in the Athlete Guide and the 2021 IRONMAN® Competition Rules.

The POSITION violations are summarized:

Always ride on the right side of your lane to avoid an ILLEGAL POSITION or BLOCKING call.







Keep six bike lengths of clear space between your bike’s front wheel and the rear wheel of the cyclist in front of you to avoid a DRAFTING call.

Always pass on the left of the cyclist in front of you; Never on the right to avoid an ILLEGAL PASS call. Complete your pass within 25 seconds to avoid a DRAFTING call.

Passed athletes must be seen making immediate and constant rear progress out of the drafting zone to avoid a DRAFTING call.

Do not use any device that will distract you from paying full attention to your surroundings. Using a device in a distracting manner will result in disqualification.

Triathlon is an individual event, and it is your responsibility to fully understand the rules and avoid penalties. The referee’s ruling is final in the case of POSITION violations, and there are no protests or appeals. Other common violations include:

-  **HELMET CHINSTRAP**
Your chinstrap must be securely fastened whenever you are on your bike on race day.
-  **RACE NUMBER**
You must wear your bib number during the run portion of the race. In addition, your bike frame sticker must be properly attached to your bike frame and must be visible from both sides.
-  **LITTERING**
Do not throw ANYTHING outside of official aid stations. Littering will result in a RED CARD violation, which is disqualification.
-  **UNAUTHORIZED EQUIPMENT**
Sorry, absolutely NO communication devices, MP3 players or other audio devices. (Yes, that means NO cell phones).
-  **OUTSIDE ASSISTANCE**
Non-racers may NOT ride or run alongside you.
-  **TIME PENALTIES**
Remember that even though DRAFTING is the only violation that incurs a five minute time penalty, you must go to a penalty tent for any violation to have your number marked. There will be no penalty tents on the run. If you are penalized on the run, the official will mark your number on the spot.

Please treat other athletes, all volunteers, and your referees with courtesy and consideration. Not doing so is UNSPORTSMANLIKE CONDUCT and may result in disqualification. I sincerely hope you have a great race and achieve all your goals.

IRONMAN 70.3 WORLD CHAMPIONSHIP

PRESENTED BY  UTAH SPORTS
COMMISSION

St. George Utah | USA

2021 Schedule of Events

Wednesday, September 15, 2021

Start	End	Event	Location
9.00am	5.00pm	Accreditation	Washington County School District Building*
9.00am	5.00pm	Media Center	Washington County School District Building*
9.00am	5.00pm	VIP Guest Services	Washington County School District Building*
9.00am	6.00pm	IRONMAN® Village	Town Square Park
9.00am	6.00pm	Official IRONMAN® Store	Town Square Park
9.00am	6.00pm	IRONMAN® Information Tent	Town Square Park
9.00am	6.00pm	Lost and Found	Town Square Park
9.00am	6.00pm	Bike Tech Support	Town Square Park
9.00am	6.00pm	Land of Endurance Fun Run Check-in	Town Square Park
9.00am	6.00pm	IRONKIDS® Check-in	Town Square Park
9.00am	6.00pm	IRONMAN® 70.3® World Championship Athlete Check-in, All Athletes	Town Square Park

Thursday, September 16, 2021

Start	End	Event	Location
8.30am	9.30am	Land of Endurance Fun Run	Town Square Park
9.00am	5.00pm	Accreditation	Washington County School District Building*
9.00am	5.00pm	Media Center	Washington County School District Building*
9.00am	5.00pm	VIP Guest Services	Washington County School District Building*
9.00am	6.00pm	IRONMAN® Village	Town Square Park
9.00am	6.00pm	Official IRONMAN® Store	Town Square Park
9.00am	6.00pm	IRONMAN® Information Tent	Town Square Park
9.00am	6.00pm	Lost and Found	Town Square Park
9.00am	6.00pm	Bike Tech Support	Town Square Park
9.00am	6.00pm	IRONKIDS® Check-in	Town Square Park
9.00am	6.00pm	IRONMAN® 70.3® World Championship Athlete Check-in, All Athletes	Town Square Park
9.30am	10.30am	Race Briefing English	Town Square Stage
10.00am	10.45am	Race Briefing Chinese	Dixie Convention Center*
11.00am	11.45am	Race Briefing Japanese	Dixie Convention Center*
12.00pm	12.45pm	Race Briefing Spanish	Dixie Convention Center*
2.00pm	1.00pm	Race Briefing English	Town Square Stage
1.00pm	1.45pm	Race Briefing French	Dixie Convention Center*
2.00pm	2.45pm	Race Briefing German	Dixie Convention Center*
6.00pm	8.00pm	Welcome Banquet	Dixie Convention Center*
8.00pm	8.45pm	Race Briefing English	Dixie Convention Center*

* To correspond with our Return to Racing Guidelines, face coverings are required in indoor venues at the 2021 Intermountain Healthcare IRONMAN 70.3 World Championship presented by Utah Sports Commission.

THE LAND OF ENDURANCE.



SEPTEMBER 18, 2021

SWIM 1.2 MI BIKE 56 MI RUN 13.1 MI

IRONMAN 70.3 WORLD CHAMPIONSHIP

PRESENTED BY  UTAH SPORTS
COMMISSION

St. George Utah | USA

2021 Schedule of Events (cont.)

Friday, September 17, 2021

Start	End	Event	Location
9.00am	10.00am	IRONKIDS®	Town Square Park
9.00am	12.00pm	IRONMAN® 70.3® World Championship Athlete Check-in, All Athletes	Town Square Park
9.00am	5.00pm	Accreditation	Washington County School District Building*
9.00am	5.00pm	Media Center	Washington County School District Building*
9.00am	5.00pm	VIP Guest Services	Washington County School District Building*
9.00am	6.00pm	IRONMAN® Village	Town Square Park
9.00am	6.00pm	Official IRONMAN® Store	Town Square Park
9.00am	6.00pm	IRONMAN® Information Tent	Town Square Park
9.00am	6.00pm	Lost and Found	Town Square Park
9.00am	6.00pm	Bike Tech Support	Town Square Park
10.00am	10.45am	Race Briefing – Physically Challenged & Handcycle Athletes	Town Square Park, Clock Tower
10.00am	6.00pm	Professional, Age Group, Physically Challenged & Handcycle Bike and Bike Bag Check-in	Sand Hollow State Park – T1
10.00am	6.00pm	Professional, Age Group, Physically Challenged & Handcycle Run Bag Check-in	Tabernacle St / 100W – T2

Saturday, September 18, 2021

Start	End	Event	Location
4.00am	7.30am	Athlete Shuttles to Sand Hollow	Town Square Park
5.00am	7.00pm	Media Center	Washington County School District Building*
5.00am		Transition 1 Open – All Zones	Sand Hollow State Park
7.00am		START IRONMAN® 70.3® World Championship Professional Men	Sand Hollow State Park
7.10am		START IRONMAN® 70.3® World Championship Professional Women	Sand Hollow State Park
7.12am		START IRONMAN® 70.3® World Championship Physically Challenged & Handcycle	Sand Hollow State Park
7.25am		START IRONMAN® 70.3® World Championship Age Group – First Wave	Sand Hollow State Park
7.30am	6.00pm	IRONMAN® Village	Town Square Park
7.30am	6.00pm	Official IRONMAN® Store	Town Square Park
7.30am	6.00pm	IRONMAN® Information Tent	Town Square Park
7.30am	6.00pm	Lost and Found	Town Square Park
7.30am	6.00pm	Bike Tech Support	Town Square Park
2.00pm	7.00pm	Men's & Women's Bike and Gear Bag Check-out	Tabernacle St / 100W – T2
7.30pm		IRONMAN 70.3 World Championship – Rise To It After Party	Dixie Convention Center*

* To correspond with our Return to Racing Guidelines, face coverings are required in indoor venues at the 2021 Intermountain Healthcare IRONMAN 70.3 World Championship presented by Utah Sports Commission.

THE LAND OF ENDURANCE.



SEPTEMBER 18, 2021

SWIM 1.2 MI BIKE 56 MI RUN 13.1 MI



IRONMAN 70.3[®] WORLD CHAMPIONSHIP

PRESENTED BY



UTAH SPORTS
COMMISSION

St. George Utah | USA

2021 Schedule of Events (cont.)

Sunday, September 19, 2021

Start	End	Event	Location
8.00am	12.00pm	Official IRONMAN [®] Store	Town Square Park
8.00am	12.00pm	Lost and Found	Town Square Park
8.00am	12.00pm	Bike Tech Support	Town Square Park

* To correspond with our Return to Racing Guidelines, face coverings are required in indoor venues at the 2021 Intermountain Healthcare IRONMAN 70.3 World Championship presented by Utah Sports Commission.

THE LAND OF ENDURANCE.



SEPTEMBER 18, 2021

SWIM 1.2 MI BIKE 56 MI RUN 13.1 MI

as of 9.8.21
schedule is subject to change



ATHLETE CHECK-IN

WHEN

- Wednesday, September 15 from 9:00 AM to 6:00 PM
- Thursday, September 16 from 9:00 AM to 6:00 PM
- Friday, September 17 from 9:00 AM to 12:00 PM

Athlete Check-in will not be open on race day. If you do not check-in during the designated Athlete Check-in hours you will not be permitted to race. ALL RACE PACKETS MUST BE PICKED UP BY 12:00 PM ON FRIDAY, SEPTEMBER 17.

WHERE

Town Square Park
50 S Main Street
St. George, Utah
84770

WHAT TO BRING

- Photo Identification
- Active.com registration QR Code

ATHLETE RESERVED CHECK-IN TIMES

Athletes are required to reserve the following check-in times:

- Athlete Check-in
- Bike and Bike Gear Check-in
- Run Gear Check-in
- Time blocks will be scheduled every half - hour each day

Athletes will receive an email from Active.com 3 weeks prior to race day requiring you to select your check-in times for Athlete Check-in, Bike and Bike Gear Check-in, and Run Gear Check-in.

YOUR RACE PACKET WILL INCLUDE:

- Two (2) race bibs - one (1) must be worn on the front for the run
- Sticker sheet
- Swim cap
- Bike Check-out ticket
- Athlete wristband- must be attached at time of check-in and worn until after the race is complete
- Two (2) large tattoos for your upper arms
- Grey Morning Clothes Bag | Streetwear
- Blue Bike Gear Bag
- Red Run Gear Bag

**You will pick up your timing chip at Athlete Check-in.*

ATHLETE WRISTBAND

A wristband printed with your race number will be affixed to your wrist at Athlete Check-in. This band will identify you as an official athlete and must be worn during race week. The wristband is required for medical identification purposes and allows you access to both transition areas and post finish athlete recovery areas. Any wristbands from previous events must be removed. Your wristband must be worn for entry into the Welcome Banquet and Banquet of Champions.

STICKERS

You will receive the following sticker sheet in your athlete packet which includes:

- Helmet Sticker
- Bike Sticker
- 3 gear bag stickers to label belongings, athletes will have 2 EXTRA gear bag stickers

Make sure the Bike sticker is visible on both sides of your bike. The bike sticker cannot be altered in any fashion and the race logo MUST be visible. The helmet sticker will be affixed to the front of your helmet. **Athletes will not be permitted to have any other stickers on their bikes other than the bike sticker issued at Athlete Check-In. Any previous event stickers on the bike must be removed.**

EMERGENCY CONTACT

Athletes are required to Check-in at the venue during the dates and times listed above and on the Event Schedule. Athlete Check-in will not be available outside the posted times. Should an athlete have a legitimate, verifiable emergency that prevents them from picking up their materials, IRONMAN® will try to accommodate the athlete to the best of our ability as long as the athlete informs IRONMAN®.

To inform IRONMAN® of any emergency during race week, athletes must call 813-486-2133 or report to the Information Tent.

Information Tent hours are as follows:

September 15	9:00 AM - 6:00 PM
September 16	9:00 AM - 6:00 PM
September 17	9:00 AM - 6:00 PM

RACE DAY: EMERGENCIES ONLY:

September 18	7:30 AM - 6:00 PM
--------------	-------------------

For questions, please email worldchampionship70.3@ironman.com

PRE-RACE INFO

IMPORTANT ADDRESSES

Athlete Check-In/IRONMAN Village

Town Square Park

50 S Main Street, St. George, UT 84737

Swim Start

Sand Hollow State Park

3351 Sand Hollow Road, Hurricane, UT 84737

Transition 1

Sand Hollow State Park

Transition 2

Tabernacle St / 100W

Finish Line

Main Street between Tabernacle St / 100S

IRONMAN® VILLAGE INFORMATION

The IRONMAN® Village is the center of the event weekend, serving as the location for Athlete Check-In, vendors, and the IRONMAN Merchandise Store. The village is free and open to the public, offering a great opportunity for athletes to pick up final race day essentials.

MANDATORY ATHLETE BRIEFING

To correspond with our Return to Racing Guidelines, face coverings must be worn indoors at all times.

Athletes are required to attend a Mandatory Athlete Briefing on Thursday, September 16. There will be briefings offered in Spanish, French, Japanese, Chinese, German and English. Please check the Event Schedule for times. To correspond with our Return to Racing Guidelines, face coverings must be worn indoors at all times.

The English Athlete Briefing will be after the Welcome Banquet at 8:00 PM on Thursday, September 16 at the Dixie Convention Center.

Mandatory Athlete Briefings are hosted for the benefit of all athletes. The briefings will cover important information pertaining to any peculiarities of the course, rules and cut-off times for the disciplines and most importantly, any last minute changes or procedures to the event that have occurred, or may potentially occur due to weather related forecasts.

OFFICIAL SWIM ACCESS

A portion of the swim course will be available for swimming on Wednesday & Thursday, September 15 & 16 from 7:00AM – 10:00AM from the boat ramp. All athletes will be required to check-in and check-out should they wish to swim on these days/times. Additional swimming at Sand Hollow State Park outside of these days/times is offered at the beaches along the south shore of the reservoir.

- You can swim on the course from T1 at Sand Hollow on Wednesday & Thursday from 7:00 AM-10:00 AM
- You can swim anytime at Sand Hollow State Park from the beaches along the south shore.

Additional Swim Options:

Sand Hollow Aquatic Center – indoors

- 1144 N 2400 W, St. George, UT 84770
- (435) 627-4585
- Lap Swim: Monday – Friday: 5:30 AM – 9:00 PM; Saturdays: 8:00 AM – 6:00 PM; Sunday: Closed
- [Click Here](#) for additional information

Washington Recreation Center - indoors

- 350 Community Center Drive, Washington, UT 84780
- (435) 656-6360
- Lap Swim – Monday – Friday: 5:00 AM – 10:00 PM; Saturday: 11:00 AM – 6:00 PM; Sunday: Closed
- [Click Here](#) for additional information

State University Human Performance Center Swimming Pool – indoors

- 291 S 700 E, St. George, UT 84770
- Pool hours – 8:00 AM – 10:00 PM (lap swim is included in all hours)

St. George City Pool – Outdoors

- 250 E 700 S, St. George, UT 84770
- (435) 627-4584
- Lap Swim – Monday – Friday: 7:00 AM – 9:00 PM

PERSONAL SAFETY

Always train with at least one other person (especially in the open water). While swimming, please wear a brightly colored swim cap and ensure that your family members and/or friends know where you are. While we make reasonable efforts to inspect the swim entry and exit points for underwater hazards, the inspection does not take place until just before the swim discipline starts. Athletes are further admonished to exercise caution and to be mindful of underwater hazards. Keep in mind that this is a natural body of water and is subject to hidden hazards including, but not limited to: currents, underwater obstructions, tides, rip currents and indigenous marine life. Swimming the course prior to race day is at your own risk. Please follow the safety precautions listed above.

When training, please bike and run on the shoulder without moving into the traffic lane. Please be courteous and aware that the people sharing the roads with you are people you will count on during race day to fulfill your physical and emotional needs. Please ride single file, as biking side by side is illegal.

PRE-RACE INFO

GEAR BAGS

During Athlete Check-In, athletes will receive three bags:

■ Grey [Morning Clothes/Streetwear]

■ Blue [Bike Gear]

■ Red [Run Gear]

MORNING CLOTHES/STREETWEAR BAG

You will receive a grey Morning Clothes/Streetwear Bag at Athlete Check-In. Prior to the swim start on race morning, place any items (e.g., dry clothes, car or hotel room key, medicine) you may need at the finish line in your Morning Clothes/Streetwear Bag. Hand your bag in to the volunteers on the trucks parked on the route to the swim start. These bags will be transported to the finish line area and hung up for collection post-race. Any items that do not fit inside the Morning Clothes/Streetwear Bag, such as bike pumps and backpacks, will not be accepted.

MANDATORY BIKE & BIKE BAG CHECK - IN

LOCATION T1: SAND HOLLOW STATE PARK

- Friday, September 17 from 10:00 AM to 6:00 PM

Athletes must place their helmet in their Bike Gear Bag prior to checking in their Bike Gear Bag. After helmets have been checked, athletes must place their helmet into their Bike Gear Bag.

MANDATORY RUN BAG CHECK - IN

LOCATION T2: TABERNACLE ST / 100W

- Friday, September 17 from 10:00 AM to 6:00 PM

As a reminder, athletes will only be allowed to check-in their bike, bike gear, and run gear during their previously selected check-in times.

STEP 1

T1 is located at Sand Hollow State Park (3351 Sand Hollow Rd, Hurricane, UT 84737). There will be shuttles available during race week taking athletes and spectators out to T1 during shuttle operating hours. NO BIKES ARE ALLOWED ON THE SHUTTLES. Please review the shuttle schedule for more details on run times and pick up locations. There will be limited parking available at Sand Hollow State Park.

STEP 2

T2 is in the heart of downtown St. George on W Tabernacle Street, near IRONMAN Village located at Town Square Park (50 S Main St, St George, UT 84770). There will be shuttles available during race week taking athletes and spectators to IRONMAN Village during shuttle operating hours. NO BIKES ARE ALLOWED ON THE SHUTTLES. Please review the shuttle schedule for more details on run times and pick up locations.

PRO PRIZE PURSE - \$350,000

1st Place \$50,000	2nd Place \$25,000
3rd Place \$18,000	4th Place \$12,000
5th Place \$10,000	6th Place \$8,500
7th Place \$8,000	8th Place \$7,500
9th Place \$7,000	10th Place \$6,500
11th Place \$6,000	12th Place \$5,500
13th Place \$4,500	14th Place \$3,500
15th Place \$3,000	

IRONKIDS

The IRONKIDS fun run offers young athletes the opportunity to feel the excitement of competition while enjoying the outdoors and promoting healthy living. Each athlete receives a race bib, finisher shirt, medal, goodie bag and the pride of calling themselves an IRONKID! Registration and packet pick-up will be located in the IRONMAN Village at Town Square Park on Wednesday, September 15 from 9:00 AM to 6:00 PM and Thursday, September 16 from 9:00 AM to 6:00 PM. The race will start at 9:00 AM on Friday, September 17. Participants will start and finish at the 2021 Intermountain Healthcare IRONMAN 70.3 World Championship presented by Utah Sports Commission official Finish Line!

FUN RUN

Race week of the 2021 IRONMAN® 70.3® World Championship, friends, family and locals will have the opportunity to run through the beautiful City of St. George, while they participate in the Land of Endurance Fun Run. Participants can check-in and pick up their packet on Wednesday, September 15 from 9:00 AM to 6:00 PM in the IRONMAN Village at Town Square Park. Registration will also be available at this time pending that the race has not sold out online. The race will take place on Thursday, September 16 at 8:30 AM. Participants will start and finish just behind the official 2021 Intermountain Healthcare IRONMAN 70.3 World Championship presented by Utah Sports Commission Finish Line!

VENUE OVERVIEW



T2-FINISH OVERVIEW



SHUTTLES



SHUTTLES

Face coverings are required to be worn on the Shuttle at all times.

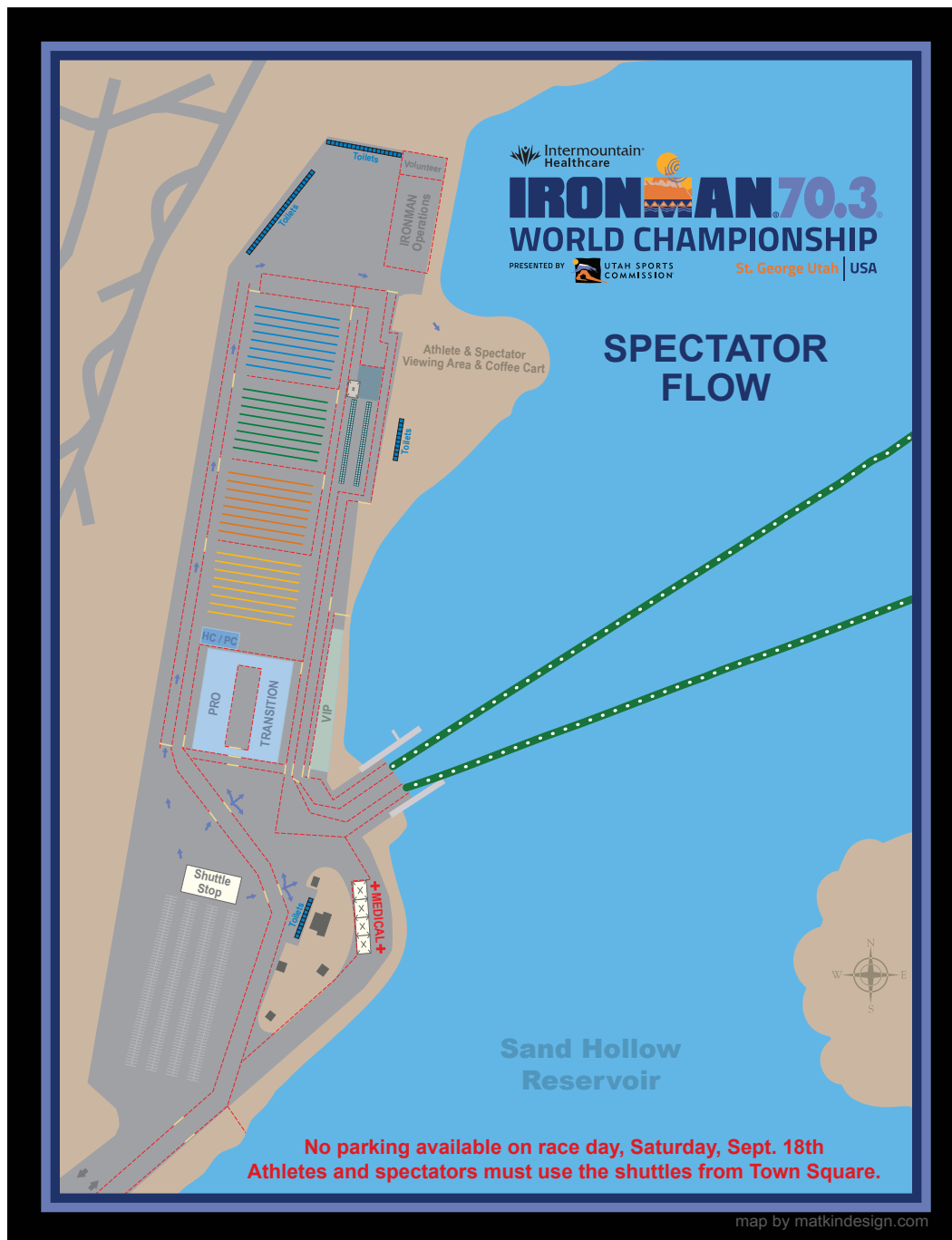
During operating hours of race week festivities, shuttles from various locations around the City of St. George have been implemented to assist in getting athletes and spectators to and from IRONMAN Village. Shuttles will also assist in getting athletes and spectators out to Sand Hollow on Wednesday, Thursday, and Friday for morning swimming. NO BIKES ARE ALLOWED ON THE SHUTTLES. All race week shuttles will be branded with IRONMAN signage. Please note shuttles will only run during IRONMAN Village operating hours. Please plan to move around town accordingly. Refer to the shuttle map for run times and details.

RACE DAY SHUTTLES

On Saturday morning, shuttles will operate earlier to accommodate getting athletes and spectators to IRONMAN Village, where everyone will then take another shuttle out to Sand Hollow State Park for the swim start. THERE WILL BE NO PARKING ALLOWED AT SAND HOLLOW STATE PARK ON SATURDAY MORNING DURING THE RACE. Due to the limited parking at Sand Hollow, please only arrive during your scheduled bike and bike gear check in time, which each athlete will schedule during athlete check-in. Sand Hollow State Park shuttles will return spectators who watched the swim start to IRONMAN Village beginning at 7:30 AM through 11:00 AM. Shuttles will STOP running from Sand Hollow State Park after 11:00AM. Please board a shuttle back to IRONMAN Village before run times conclude.

SPECTATOR ACCESS

T1 AREA

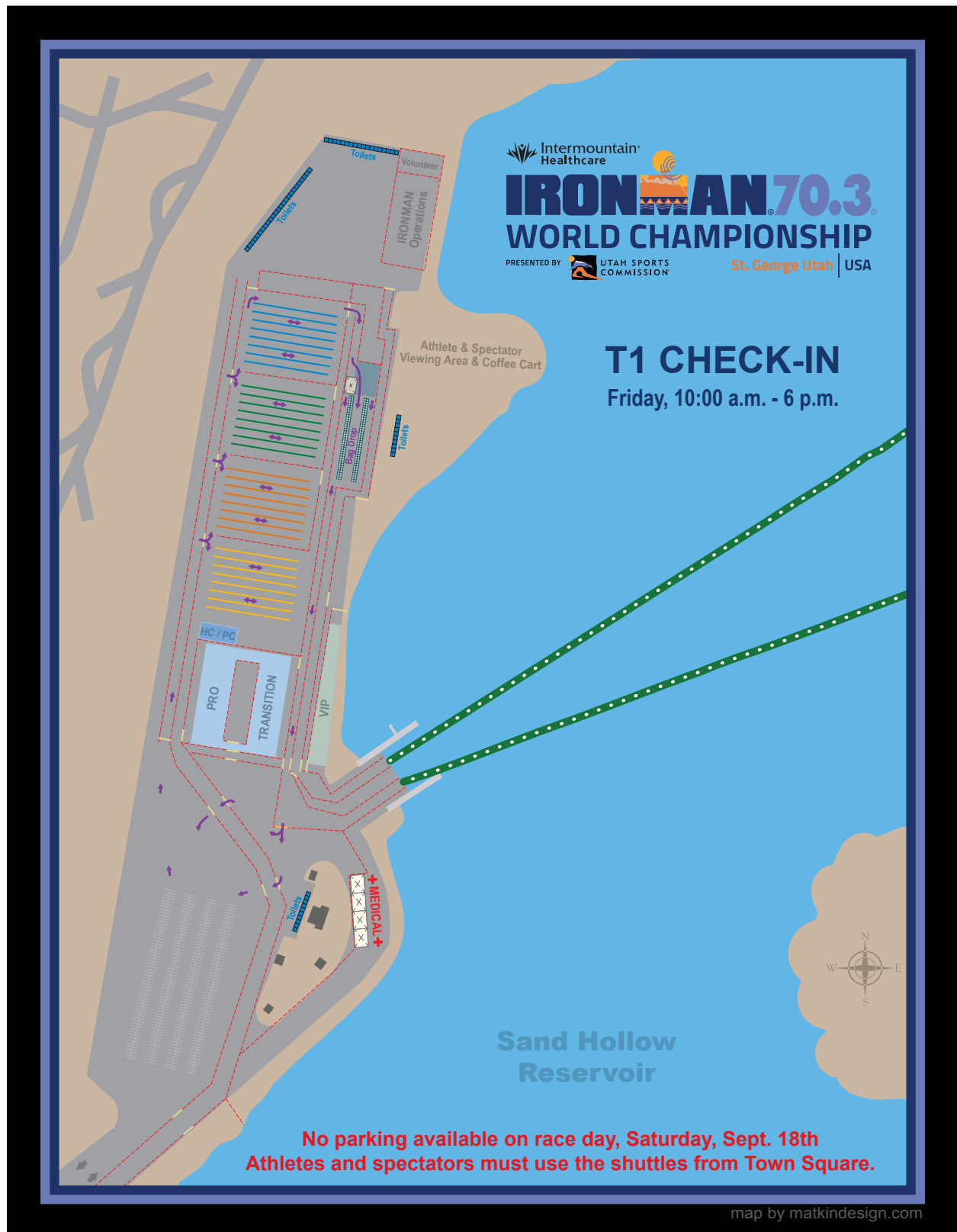


SPECTATOR ACCESS

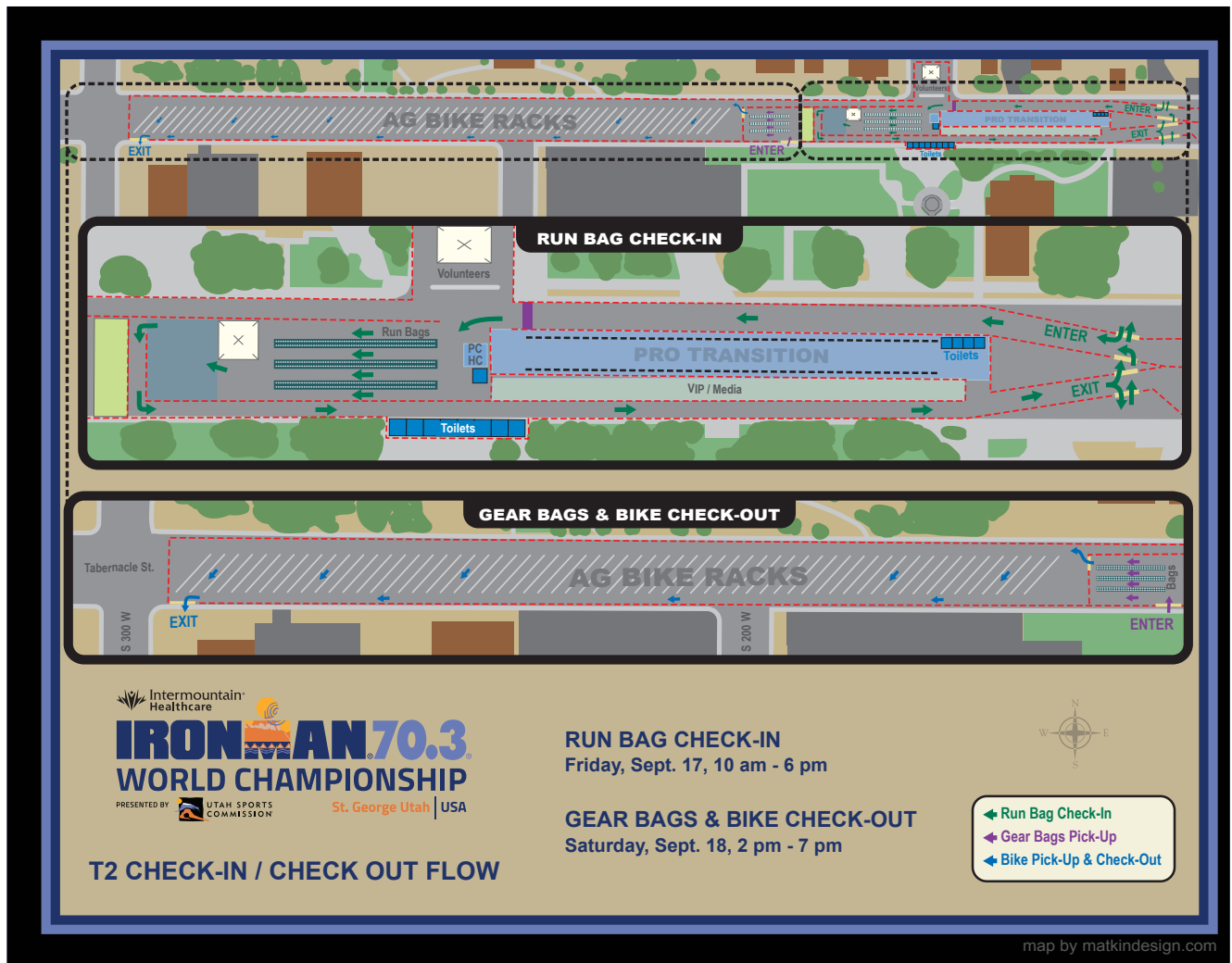
T2 AREA



T1 CHECK-IN FLOW



T2 CHECK-IN/OUT FLOW



RACE DAY INFO

RACE MORNING PROCEDURE

Athletes may enter Transition 1 at Sand Hollow State Park beginning at 5:00 AM- NO EARLIER!

ALL ATHLETES AND SPECTATORS MUST BOARD A SHUTTLE NEAR IRONMAN VILLAGE TO TAKE THEM OUT TO T1. NO PARKING IS AVAILABLE AT T1 ON RACE MORNING(S).

Plan extra time race morning as all entry points into Transition 1, the Swim Start area and After Finish areas are secured locations. All athletes entering race morning will have to go through these security locations.

Prior to arriving, please apply your race number tattoos on your upper arm. Remember to bring your timing chip, swim cap, and wetsuit. Bike technicians and pumps will be available in transition race morning. Please do not wear your bib number in the swim for the number will not hold up for the duration of the race if it gets wet. Bib number must be worn on the run. During the bike portion, bib numbers must be visible from the helmet sticker on the front of the bike helmet and from the bike stickers on both sides of the bike. You will not be permitted in transition on race day without your wristband, swim cap and timing chip. If you have misplaced any of these items, please see the Transition Director at the entrance for a replacement.

Transition 1 will open at 5:00 AM. Please pass your Morning Clothes/ Streetwear Bag to the volunteers at the Morning Clothes / Streetwear trucks located at the back of T1, BEFORE you enter the swim staging corral. Morning Clothes / Streetwear bags will be taken to the post-race finish line area for you to retrieve after you finish.

AID STATIONS

Aid stations are every 12-15 miles on the bike and approximately a mile apart on the run. The general offerings are as follows:

Bike:

Gatorade Endurance Formula
- Orange
Water
Bananas
Maurten Energy Gels 100
Maurten Energy Gels CAF100
Quantum Energy Bars
Fig Newtons

Run:

Gatorade Endurance Formula
- Lemon Lime
Red Bull
Water
Cola
Pretzels
Chips
Bananas
Maurten Energy Gels 100
Maurten Energy Gels CAF100
Quantum Energy Bars
Fig Newtons
Ice

TIMING CHIP

Please ensure you receive your timing chip at Athlete Check-in . You will hand in your chip after you cross the finish line.

- You must always wear your timing chip while you are racing. Prior to the swim, fasten the chip around your ankle with the strap provided and do not remove this until you have crossed the finish line and completed the race
- You may apply Vaseline around your ankle; it will not affect the timing chip. Volunteers will help you remove the chip when you check out your bicycle.
- If you drop out or are pulled from the race at any time, you must notify and turn in your race bib to a race official. Failure to do so may disqualify you from participating in future IRONMAN events. It is essential we know where you are on the course at all time, for your safety and our peace of mind.
- Your race timing chip is being loaned to you. By picking up your race number and timing chip, you are guaranteeing you will return the chip to timing, or your be billed for its replacement.
- If you lose your timing chip during the event, you are responsible for obtaining a replacement at one of the following locations:
 - Swim start final holding pen
 - Swim exit
 - Bike exit
 - Run exit
- If you realize you still have your chip after the race, please mail it within 5 business days to:

SPORTSTATS USA
88 54th St. SW, Suite 106
Grand Rapids, MI 49548 USA

If you lose your timing chip while on the run course, please notify a timing official immediately after crossing the finish line.

NO CHIP=NO TIME

RACE DAY

SATURDAY, SEPTEMBER 18

RACE TIMING AND CUT-OFFS

Each athlete will have 8 hours and 30 minutes to complete the course. Athletes that take longer than 8 hours and 30 minutes to complete the entire course will receive a DNF and will not be eligible for age-group awards. Additionally, athletes that are in an earlier wave and finish before the final course cut-off but take longer than 8 hours and 30 minutes to complete the race will receive a DNF and will not be eligible for age group awards.

IRONMAN reserves the right to remove an athlete from the course and DNF the athlete if our course staff determines there is no possibility of an athlete finishing the given discipline (swim, bike, run) before the posted cut-off times based on an athlete's location, time and average speed up to that point.

Aid station stops, transitions, etc., will be included in your total elapsed time. Splits will be recorded for each segment of the race. The following cut-off times apply for each segment of the race:

SWIM CUT-OFF

Each athlete will have 1 hour and 10 minutes to complete the 1.2 mile/1.9 km swim. The last swim wave to enter the water is approximately 9:52 AM. The swim course closes 1 hour and 10 minutes after the last athlete enters the water via the rolling age group wave start, approximately 11:06 AM. Athletes who take longer than 1 hour and 10 minutes to complete the swim will receive a DNF.

T1 closes 10 minutes after the last official swim finisher approximately 11:16 AM.

BIKE CUT-OFF

Each athlete will have 5 hours and 30 minutes to complete the swim course, T1 and bike course regardless of when they start the swim. Athletes will have 10 minutes to get from the swim exit, through transition and across the bike mount line (approximately 11:16 AM). The bike course will close 5 hours and 30 minutes after the last athlete enters the water via the rolling age group wave start, approximately 3:26 PM. Any athlete that takes longer than 5 hours and 30 minutes to complete the swim course, T1 and bike course will receive a DNF.

INTERMEDIATE BIKE COURSE CUT-OFF

Intermediate Bike Cut-off #1: Athletes who have not reached the 27.05 miles/43.5km (Bike Aid Station #2) by 1:22 PM will not be permitted to continue the race. Please note, your bike will not be available for pick-up at T2 before 2:00 PM.

Intermediate Bike Cut-off #2: Athletes who have not reached the 46.3 miles/74.5km (Bike Aid Station #4) by 2:48 PM will not be permitted to continue the race. Please note, your bike will not be available for pick-up at T2 before 2:00 PM.

Should you not arrive at the Intermediate Cut-off locations before the allotted cut-off time, SAG will be there to transport you back to the race venue.

From this point on, should you for any non-medical related reason be taken off the course, SAG will be following the final cyclist to transport you back to the race venue.

T2 closes 10 minutes after the last official bike finisher.

RUN CUT-OFF

Athletes will have 10 minutes to get from the bike dismount line, through transition and across the run start line (approximately 3:36 PM). The run course will close 8 hours and 30 minutes after the last athlete enters the water via the rolling wave start, approximately 6:26 PM. Athletes that take longer than 8 hours and 30 minutes to complete the entire course will receive a DNF.

INTERMEDIATE RUN COURSE CUT-OFF

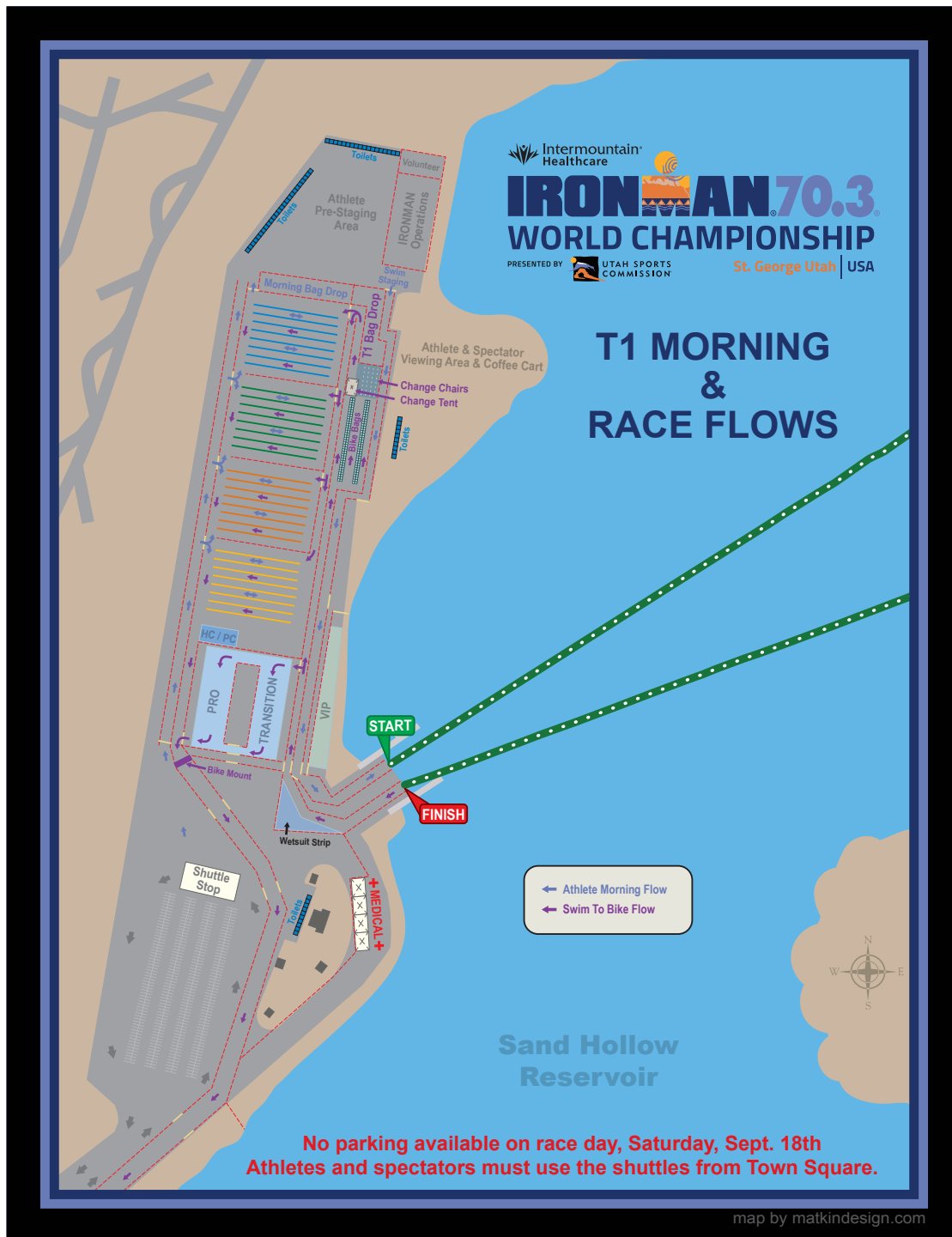
Athletes who have not reached the 6.55 miles/11km (start of 2nd lap) at 4:56 PM will not be permitted to continue the race.

Intermediate cut-off times are determined and based on the specific time the last athlete enters the water.

Based on permits for the roads on the course and the safety of athletes involved, cut-off times must be respected.

RACE DAY FLOW

T1 MORNING & RACE FLOWS



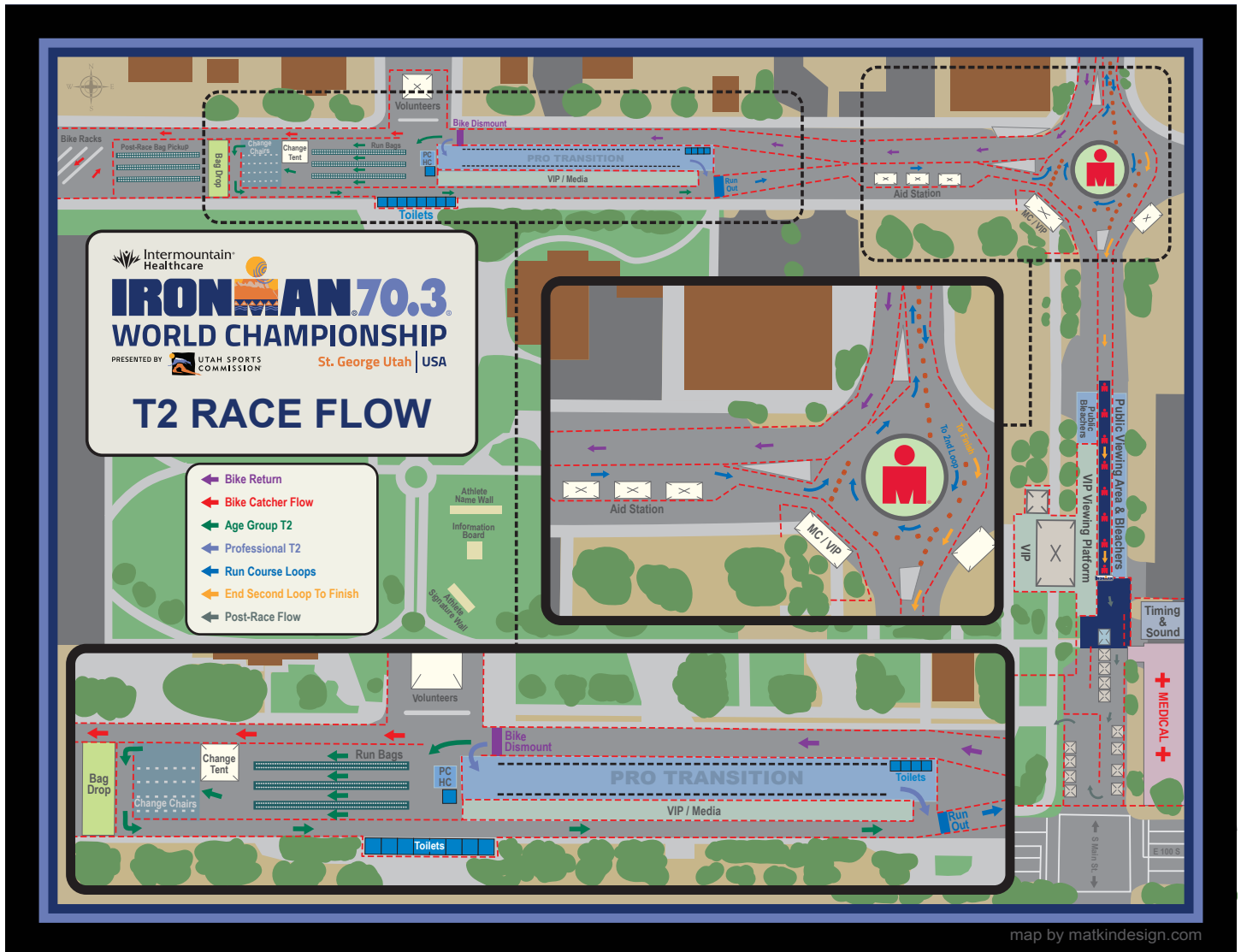
RACE DAY FLOW

SWIM: START & FINISH



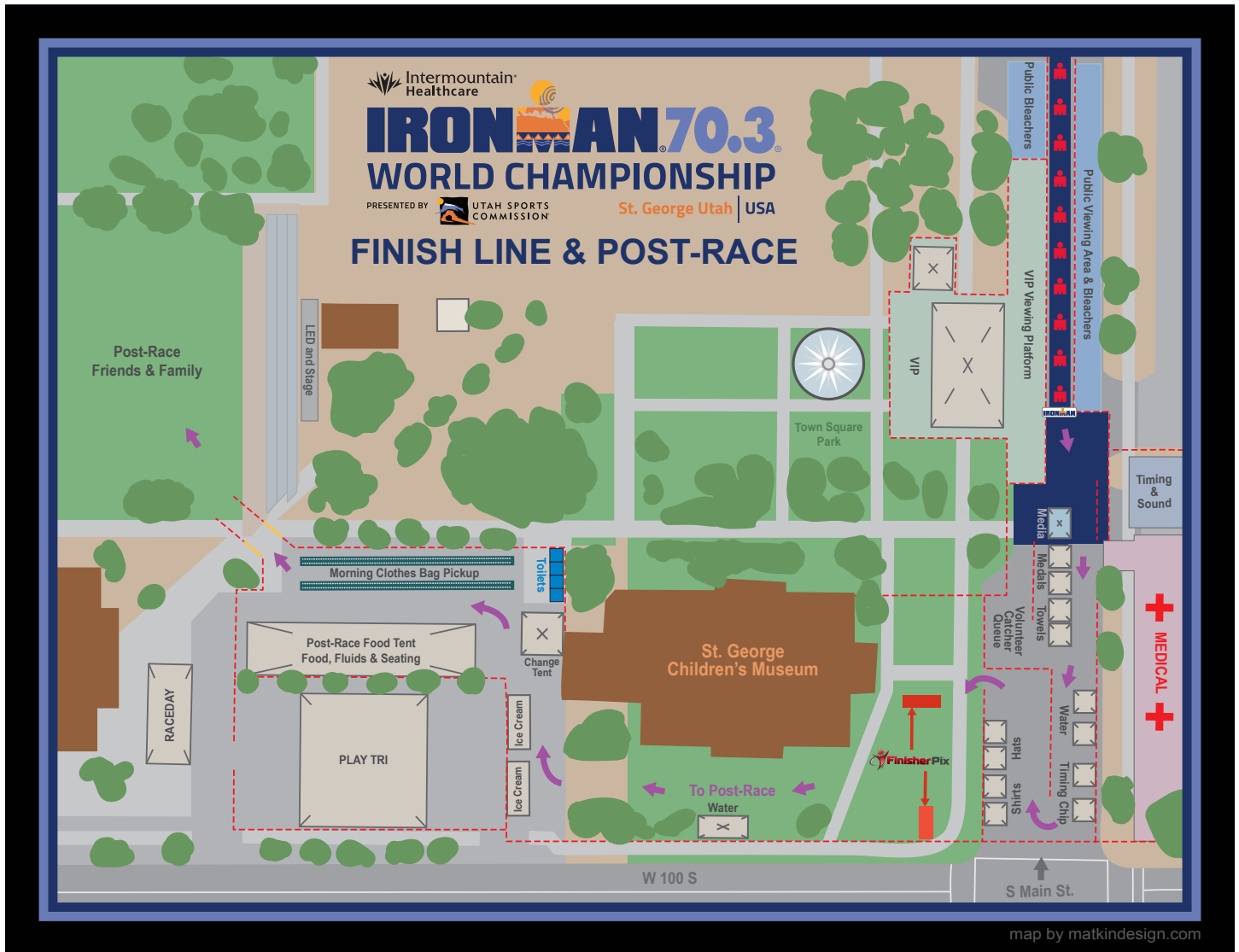
RACE DAY FLOW

T2 RACE FLOW



RACE DAY FLOW

FINISH LINE AND POST RACE



POST RACE INFO

BIKE & GEAR CHECK-OUT

Mandatory Bike and Gear Check-Out is Saturday from 2:00 PM to 6:00 PM in Transition 2. You must have your athlete wristband on in order to enter and claim your bike and gear. If you are unable to personally claim your bike and gear bag, a family member or friend should have your Bike Check-Out ticket provided in your race packet prior to race day. As a precaution, give this ticket to a family member or friend prior to the race, even if you plan to claim your bike and gear yourself. If your family does decide to pick these items up for you as a courtesy, they must have the athlete timing chip as well. Please ask them to leave a message on your cell phone so we have no panicked athletes – it happens a lot!

LOST AND FOUND

Lost and Found will be located at the Information Tent at Town Square Park during race week which is within the IRONMAN Village. On Sunday post-race, Lost and Found will be located inside the Information Tent where Finisher Shirts may also be swapped if sizes are available from 8:00 AM – 12:00 PM. Please check the schedule of events for Information Tent hours and location. After the conclusion of the event, please contact WORLDCHAMPIONSHIP70.3@IRONMAN.COM to locate any missing items and schedule returns. All unclaimed items will be donated within 30 days.

MEDICAL AREA

The medical area is for athletes only and family members are not allowed. Overcrowding in the medical area prevents the medical staff from doing their job. For information on an athlete receiving medical treatment, there will be a medical information tent located near the main medical tent at the finish line on both race days. Please wait outside the information tent for updates on your athlete's condition in the tent provided.

VOLUNTEERS

Please remember to thank the Volunteers! The race wouldn't be possible without their assistance. For more information about volunteering for this event, please visit <https://ironman.volunteerlocal.com/volunteer/?id=54775>

FINISHER CERTIFICATE

To get your finisher certificate, go to IRONMAN.COM/WORLDCHAMPIONSHIP70.3 and click on results. Once you find your result page, click on the "Get Certificate" button in the upper right hand corner and the certificate will generate as a PDF.

TIMING/RESULTS

If there is an issue with your timing, please e-mail timing@ironman.com.

RACE PHOTOGRAPHY

FinisherPix will be at IRONMAN 70.3 World Championship to capture your race memories. Within 24 – 48 hours after the race your personal race photos will be available here.

www.finisherpix.com/e/3650

How to order your pix:

- Register your e-mail address at www.finisherpix.com to be notified as soon as photos are online.
- Have your number visible on the FRONT of your bike helmet so you can be identified in your cycling photos.
- Keep your bib number visible on the FRONT of your body during the run and at the finish line so you can be easily identified.
- Smile and celebrate when you cross the finish line! Don't worry about touching your watch, the timing company will ensure an accurate record of your achievement.
- Visit www.finisherpix.com to view, order, and share your photos from the event.

CELEBRATIONS

IRONMAN Welcome Banquet

To correspond with our Return to Racing Guidelines, face coverings will be required. Welcome to the Land of Endurance and the 2021 IRONMAN 70.3 World Championship! Join us for an evening of celebrating your journey to the world stage and the heritage and beauty of Southern Utah.

- Thursday, September 16
- 6:00 PM – 8:00 PM
- The Dixie Convention Center

English speaking race briefing will begin immediately following the banquet festivities.

IRONMAN Rise to It After Party

To correspond with our Return to Racing Guidelines, face coverings will be required. You rose to the challenge. Your determination and drive have brought you success in the Land of Endurance. Now it's your time to Celebrate!

- Saturday, September 18
- 7:30 PM
- The Dixie Convention Center

Mix and mingle while you encounter activities from some of IRONMAN 70.3 World Championship destinations around the globe. Plus, enjoy Southwestern inspired food and foot-stomping live tunes by The Rock Bottom Boys.

Celebration of our Champions

Age Group and Professional Champions Awards Presentation will take center stage throughout the evening.

Athlete Wristband is your ticket to both events.

Tickets for family and friends available online and on-site at the Information Booth inside IRONMAN Village.

SWIM COURSE

The swim start is located in the reservoir of Sand Hollow State Park in Hurricane, Utah.

The 2021 Intermountain Healthcare IRONMAN 70.3 World Championship presented by Utah Sports Commission swim course will feature a fast and direct course with just two turns.



SWIM COURSE

AGE GROUP ROLLING WAVE START

IRONMAN® 70.3® World Championship will feature an age group rolling wave start. Athletes will seed themselves within their respective age groups based on their projected swim times.

The start will be on the boat ramp and 10 athletes will start every 15 seconds.

Each athlete will be allotted 1 hour and 10 minutes to complete the swim course. Self-seeding will be based on your individual abilities according to your expected finish time. You can avoid being overtaken by stronger swimmers by seeding yourself with athletes of similar skill and ability levels.

Athletes' official race time will start when they cross the timing mat. All athletes will have 8 hours and 30 minutes to complete the entire event (subject to intermediate cut-off times throughout the event).

SWIM COURSE RULES

- Athletes must wear cap provided.
- No fins, gloves, paddles, or flotation devices (including pull buoys) of any kind are allowed.
- No aqua socks (neoprene booties) unless the water temperature is 65 degrees Fahrenheit (18.3 degrees Celsius) or colder.
- When the use of wetsuits is forbidden, clothing covering any part of the arms below the elbows and clothing covering any of the leg below the knee is deemed illegal equipment and is not permitted. Compression sleeves or compression calf guards/socks may NOT be worn during non-wetsuit swims, but may be worn upon completion of the swim.
- Swim goggles and facemasks may be worn. Snorkels are prohibited. Medical exceptions will not be considered.
- No paddlers or escorts allowed. The course will be adequately patrolled by boats, canoes and paddleboards.
- Any assistance required during the swim will result in disqualification if forward progress was made. Athletes are permitted to use kayaks and boats as aid, as long as forward progress is not made. Course officials and medical personnel reserve the right to remove athletes from the course if determined medically necessary.
- The swim course will close 1 hour and 10 minutes after the final athlete enters the water. Each athlete will have 1 hour and 10 minutes to complete the 1.2 mile/1.9 km swim. Athletes who take longer than 1 hour and 10 minutes to complete the swim will receive a DNF. IRONMAN® officials reserve the right to pull athletes off the course who exceed any established course time cut-offs.

WETSUIT RULES

Wetsuits may be worn in water temperatures up to and including 76.1 degrees Fahrenheit (24.5 degrees Celsius). Wetsuits will be prohibited in water temperatures 76.2 degrees Fahrenheit (24.6 degrees Celsius) and greater.

Wetsuits are mandatory for professional athletes and age group athletes for water temperatures below 16 degrees C /60.8 F.

Prohibited Wetsuit: De Soto Water Rover Wetsuits cannot measure more than 5 mm thick.

*If the water temperature is between 76.2 degrees Fahrenheit (24.6 degrees Celsius) and 83.8 degrees Fahrenheit (28.8 degrees Celsius) there will not be a wetsuit optional swim wave.

SWIMWEAR POLICY (non-wetsuit legal swims only)

Swimwear must be 100% textile material, which is defined as materials consisting of natural and/or synthetic, individual and non-consolidated yarns used to constitute a fabric by weaving, knitting and/or braiding. Simply put, this would generally refer to suits made only from nylon or Lycra that do not have any rubberized material such as polyurethane or neoprene. Swimwear must not cover the neck, extend past the elbow, nor extend past the knees. Swimwear may contain a zipper. A race kit may be worn underneath swimwear.

Compression gear may be worn during non-wetsuit swims provided that it is made of 100% textile material (no rubberized material such as polyurethane or neoprene) and that material does not extend past the elbows or knees. Any compression wear that extends past the elbows or knees will not be permitted in non-wetsuit swims (this includes compression sleeves, compression socks, or compression tights).

SWIM TO BIKE TRANSITION

After the swim, you will be directed through the timing chutes from the swim to bike transition. Public nudity is not permitted. We require you to be fully ready to race before getting on your bike.

Personal nutrients are permitted if carried on you or your bike. Sunscreen is available in transition.

Any athletes electing not to race must notify an official at the swim start, swim finish or in Transition. Above all, the safety of each swimmer is our number one priority.

SWIMSMART CHECKLIST

An open-water swim in a triathlon is substantially different from swimming in a pool. To alleviate stress, it's important that you arrive on race day healthy, fit and prepared. Here's a top-10 checklist to help get you ready.

1. PREPARE FOR RACE CONDITIONS

- Race day should not be your first open water swim. Make sure some of your training replicates real race conditions, including water temperature, proximity to other swimmers and wearing a wetsuit if needed.

2. RACE IN SHORTER EVENTS

- Being properly trained is the best way to reduce anxiety. If possible, race in shorter events and clinics to prepare yourself for open water conditions.
- For extra guidance, talk to a coach or your local triathlon club.

3. LEARN ABOUT COURSE DETAILS

- It's important to prepare yourself mentally as well as physically prior to race day. Thoroughly review the race website and pre-race communication to familiarize yourself with the course.
- Keep in mind, every body of water is different, so you'll need to educate yourself on water current and surf conditions.
- Study the event timetable to plan for proper arrival and preparation.

4. ENSURE HEART HEALTH

- As an athlete in training, you should take the proper steps to assess your health with your physician.
- The American Heart Association suggests a 12-step screening process for competitive athletes. This includes a physical exam as well as an assessment of your family history and personal heart health.

5. PAY ATTENTION TO WARNING SIGNS

- If you experience chest pain or discomfort, shortness of breath, light-headedness or blacking out while training, consult your doctor.

6. DON'T USE NEW GEAR ON RACE DAY

- Focus on controlling as much as you can on race day.
- You should never race in equipment you haven't trained in. This is not the time to test new gear.
- Make sure your wetsuit fits properly and that your goggles, swim cap and other accessories work properly.
- Prepare for the unexpected with backups of all your gear.

7. WARM UP ON RACE DAY

- Arrive early enough on race day for a proper warm up prior to the start, preferably in the water.
- Please note: Athletes will not be permitted to swim within 100 meters on either side of the swim course.
- If you aren't able to warm up in the water, spend between 5 and 10 minutes getting loose.
- Be sure to do some cardio activity, such as a light jog, to increase circulation and prep your muscles.

8. CHECK OUT THE COURSE

- Get comfortable with the course by checking out water conditions, the swim entry, exit layouts, along with turn buoy locations.
- Identify basic navigation points so that you know what you are swimming towards.

9. START EASY – RELAX AND BREATHE

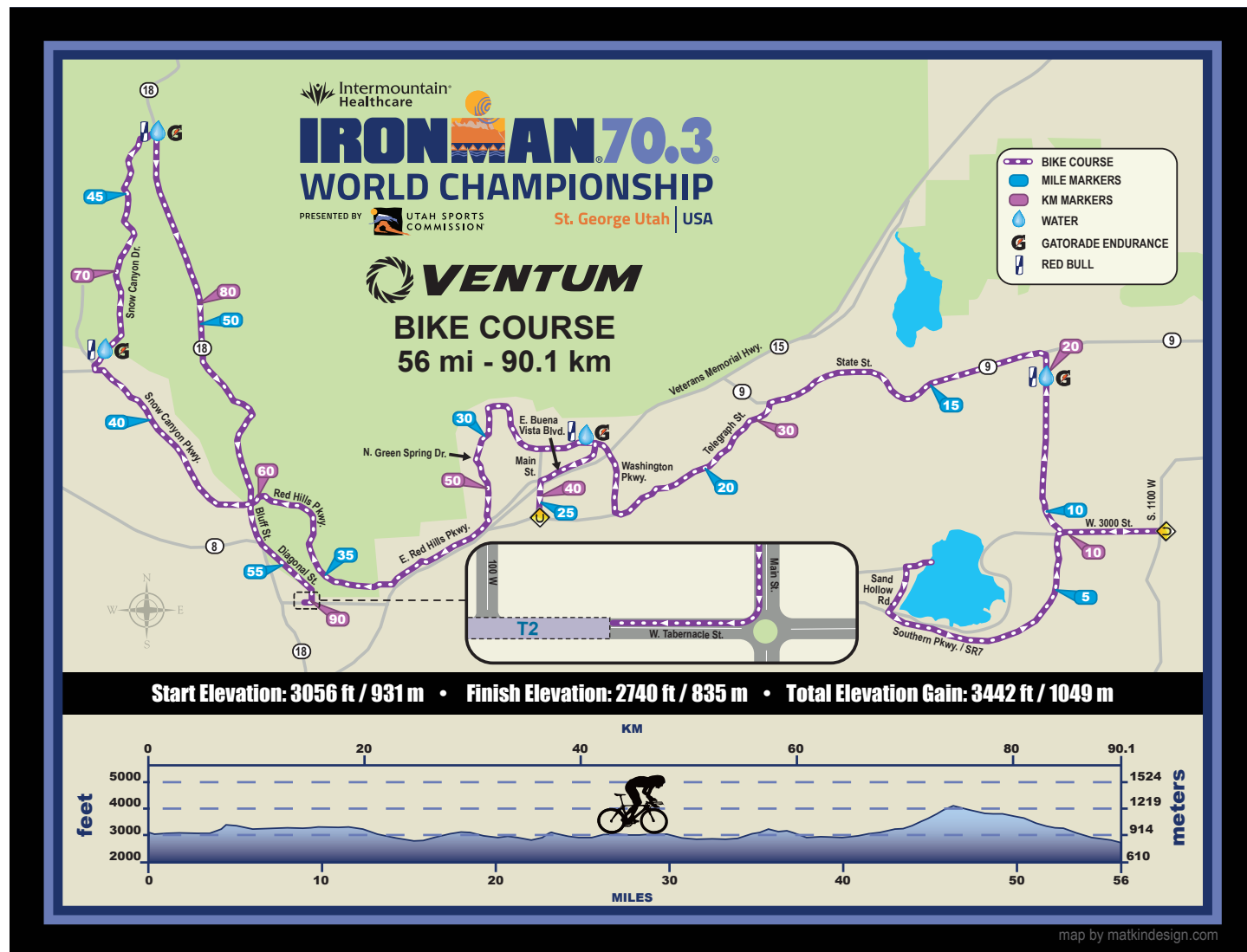
- Don't race at maximum effort from the start.
- Relax and focus on proper breathing technique as you settle into a sustainable pace.

10. BE ALERT AND ASK FOR HELP

- In a race setting always stop at the first sign of a medical problem.
- If you or a fellow athlete needs help, just raise your hand to alert a lifeguard or safety boat.
- Race rules allow for competitors to stop or rest at any time during the swim.
- Feel free to hold on to a static object like a raft, buoy, or dock.
- You may also rest by holding on to a kayak, boat or even a paddle board. As long as you don't use it to move forward, you won't face disqualification.

BIKE COURSE

The bike course takes you from the City of Hurricane through rolling hills and on the signature climb into Snow Canyon State Park with a fast descent back into downtown St. George. The spectacularly scenic bike course only gets better for this Championship event as athletes ride on freshly paved roads, surrounded by amazing views of the beautiful mountains that surround St. George and Washington County.



TURN-BY-TURN DESCRIPTION:

- Exit transition
- Turn left on Sand Hollow Road
- Turn left on Southern Parkway/SR7
- Turn right to Exit onto 3000 South
- U-turn on 3000 South
- Turn right back onto Southern Parkway/SR7
- Turn left on SR9
- Turn left on Telegraph Street
- Turn right on Washington Parkway
- Turn left on Buena Vista Boulevard
- Turn left onto Main Street
- U-turn on Main Street
- Turn right on Buena Vista Boulevard
- Turn left on Washington Parkway
- Turn left on Green Springs Drive
- Turn right on East Red Hills Parkway
- Stay straight as Red Hills Parkway becomes Snow Canyon Parkway
- Turn right on Snow Canyon Drive
- Turn right on SR 18
- Stay on SR 18 over Snow Canyon/Red Hills as it becomes Bluff Street
- Turn left on Diagonal Street
- Turn right on Main Street
- Turn right on Tabernacle Street
- T2 on Tabernacle Street

BIKE COURSE RULES

1. POSITION RULES

- Absolutely NO DRAFTING of another bike or any other vehicle is allowed.
- Athletes must keep six bike lengths of clear space between bikes except when passing. Failure to do so will result in a drafting violation.
- A pass occurs when the overtaking athlete's front wheel passes the leading edge of the athlete being overtaken.
- Overtaking athletes may pass on the left for up to 25 seconds, but must move back to the right side of the road, after passing. Failure to complete a pass within 25 seconds will result in a drafting violation. Athletes may not back out of the draft zone once it is entered (drafting violation).
- Overtaken athletes must immediately fall back six bike lengths before attempting to regain the lead from a front running bike. Immediately re-passing prior to falling back six bike lengths will result in an overtaken violation.
- Overtaken athletes who remain in the draft zone (six bike lengths of clear space between bikes) for more than 25 seconds, or who do not make constant rear progress out of the drafting zone, will be given a drafting violation.
- Athletes must ride single file on the far right side of the road except when passing another rider, or for reasons of safety. Side-by-side riding is not allowed and will result in a position violation.
- Athletes who impede the forward progress of other athletes will be given a blocking violation.
- Athletes committing rule violations will be notified "on the spot" by an official.
- Do not attempt to discuss the penalty with the official.

THE OFFICIAL WILL:

- Notify you that you have received either a BLUE CARD for drafting or a YELLOW CARD for any other penalty. The official will show you the corresponding colored card.
- Instruct you to report to the next penalty tent (PT) on the course. There will be at least two PTs on the course.

THE EXACT LOCATION OF THE PTS WILL BE STATED AT THE PRE-RACE MEETING.

THE ATHLETE WILL:

- Report to the next PT and tell the PT Official whether you were shown a BLUE CARD or a YELLOW CARD. If you fail to report to the next PT, you will be disqualified.
- Have race numbers marked by the PT Official with a "/".
- Register, via the sign-in sheet.

iv. Resume the race after serving a 30 second stop and go time penalty for all non-drafting violations (YELLOW CARD).

v. Remain in the PT for the time indicated in the table below, for each drafting violation (BLUE CARD).

vi. Be disqualified if you receive three BLUE CARD penalties. An athlete may finish the race if he or she has been issued a RED CARD disqualification, unless otherwise instructed by the Race Referee.

vii. Be disqualified for not reporting to the PT.

viii. Be disqualified for littering.

Race Distance: IRONMAN 70.3

1st BLUE CARD Offense	5:00
2nd BLUE CARD Offense	5:00
3rd BLUE CARD Offense	DSQ

2. Bicycles must be racked in a manner such that the majority of the bicycle is on the athlete's side of the bike rack.

3. No tandems, fixed-gear bikes, recumbents, fairings, or any add-on device designed exclusively to reduce resistance are allowed. Any new, unusual, or prototype equipment will be subject to a determination of legality by the event organizer and/or Head Referee.

4. The sole responsibility of knowing and following the prescribed cycling course rests with each athlete. No adjustments in times or results shall be made for athletes who fail to follow the proper course for any reason whatsoever.

5. Athletes must obey all traffic laws while on the cycling course unless otherwise specifically directed by an official, race monitor or designee with actual authority. Failure to do so may result in disqualification.

6. No athlete shall endanger themselves or another athlete. Athletes who intentionally present a danger to any athlete or who, in the judgment of the Head Referee, appear to present a danger to any athlete may be disqualified.

7. Helmets and other cycling gear must be placed in a transition bag. Cycling shoes may be placed in either a transition bag or be locked into bike pedals. Shoes and shirt must be worn at all times.

8. Cameras, phone cameras, and video cameras are prohibited unless permission is given by IRONMAN. If permission is given by IRONMAN, it is the athlete's responsibility to notify the Head Referee prior to race start. Athletes seen with a camera, phone camera, or video camera without permission will be disqualified.

9. Athletes must wear a bike helmet number on the front of their helmet.

10. Helmets must be approved by a national accredited testing authority and such authority must be recognized by the International Triathlon Union and the relevant National

Federation. Helmets must be worn during the entire bicycle segment including in and out of the transition area. Any athlete riding without his or her chinstrap fastened will be disqualified.

11. No Individual support allowed. Ample aid and food stations will be provided. Friends, family members, coaches, or supporters of any type may NOT bike, drive, or run alongside athlete, may not pass food or other items to athlete and should be warned to stay completely clear of all athletes to avoid the disqualification of the athlete. It is incumbent upon each athlete to immediately reject any attempt to assist, follow, or escort.

12. Do not litter. Any item that needs to be discarded, including but not limited to water bottles, gel wrappers, energy bar wrappers, broken bike parts, or clothing items, may only be discarded in the trash drop zones at each aid station. Discarding any item outside of the trash drop zones will result in a red card (disqualification).

13. Athletes must be responsible for repair and maintenance of their own bike. Athletes should be prepared to handle any possible mechanical malfunction. Assistance from official race personnel is permitted.

14. Athletes may walk bike, if necessary, but may not make progress on the bike course unaccompanied by their bicycle.

15. Bike inspection is not mandatory and will not be provided at Bike Check-In, although technicians will be available. Athletes are ultimately responsible for their own bikes. However race officials may at their own discretion make final judgment as to the soundness of the bike.

16. Communication devices of any type, such as cell phones and two-way radios are strictly prohibited during competition. Use of such devices will result in disqualification.

17. Headsets or headphones are not allowed during any portion of the event.

18. Helmet mirrors or mirrors attached to the bike or body are prohibited unless needed for a verifiable medical reason. Athletes granted permission to use a mirror will be ineligible for awards. Athletes using a mirror without permission will be disqualified.

19. Athletes may not use communication devices of any type, including but not limited to cell phones, smart watches, and two-way radios, in any distractive manner during the Race. A "distractive manner" includes but is not limited to making and receiving phone calls, sending and receiving text messages, playing music, using social media, taking photographs, and mounting the device to a bike for purposes of using the device like a bike computer. Using a communication device in a distractive manner during the Race will result in disqualification.

20. ATHLETES RACING WITHOUT A SHIRT OR RACING TOP WILL BE DISQUALIFIED. UNIFORMS WITH A FRONT ZIP MUST BE CONNECTED AT THE BOTTOM. DSQ IF NOT REMEDIED PROPERLY.

BIKE STORE AND TECH

OFFICIAL BIKE STORE

Playtri is the official bike shop for the 2021 Intermountain Healthcare IRONMAN 70.3 World Championship presented by Utah Sports Commission. There will be many experienced mechanics available to assist you in the IRONMAN Village, Bike Check-in and in Transition 1 on race day. These services will be available starting on Wednesday, September 15 through Sunday, September 19.

Hours:

Wednesday, September 15 - Friday, September 17: 9:00AM - 6:00PM

Saturday, September 18: 7:30AM - 6:00PM

Sunday, September 19: 8:00AM - 12:00PM

TECH TIPS AND OTHER DETAILS

Bike inspection is done by Referees, who will also check your helmet. Minor repairs/adjustments will be done by mechanics on site, but major repairs/new helmets will require going back to the IRONMAN® Athlete Village at Town Square Park. Athletes are ultimately responsible for their own bikes. Technical support motorbikes will be on the course to assist with emergency repairs whenever possible; such as replacement tubes, tires, chains, etc. Technical vans will be on the course throughout the day, but are limited in number. Please be self-sufficient.

To avoid an unexpected flat tire, wait until race morning to inflate your tires to their proper air pressure. There will be a limited number of pumps available in the transition area on race morning so we recommend you bring your own. You must give your pump to a family member or friend before the race start, since pumps will not be accepted with your Morning Clothes/Streetwear Bags.

For security and safety reasons, bikes will NOT BE ALLOWED out of transition once transition closes. Once transition closes, no one will be allowed to enter transition unless accompanied by a race official. On race day, bike tech vehicles will patrol the course to aid in emergency repairs.

TRIBIKE TRANSPORT

FOCUS ON YOUR RACE; WE'VE GOT YOUR BIKE

TriBike Transport (TBT) is providing trusted, economical, hassle-free service to your race. [RESERVE YOUR SPACE](#) for premium bike transport.

Fully Assembled Bike Transport

The original [FULLY ASSEMBLED BIKE TRANSPORT](#) service for cyclists and triathletes alike. For an additional fee TBT will take your wheel bag and a gear bag, too!

Pack & Ship Bike Transport

TBT offers [PACK & SHIP](#) service to athletes living in areas that their trucks just can't get to. You're only responsible for dis-assembling and boxing your bike for outbound shipping and then re-assembly once your bike is returned home. TBT will handle everything in between!

Travel light with TBT!

For more information and to find a partner shop near you, please visit WWW.TRIBIKETRANSPORT.COM.

About TriBike Transport: Founded on the principle of stellar service, since 2004, TriBike Transport (TBT) has provided safe, stress-free and competitively priced round-trip bicycle transportation to triathlon and cycling events. Bicycles are transported fully-assembled, or with our new Pack & Ship Bike Transport service, via TBT's trusted partner shop network and professional drivers, easing the burden on athletes and allowing them to focus fully on their race preparations. For detailed information visit WWW.TRIBIKETRANSPORT.COM

RUN COURSE

The run course guides you through St. George's historic Town Square and Red Cliffs Desert Reserve with a finish in the heart of downtown where the newly commissioned M-Dot statue is positioned. This course will feature two loops, amazing views, a notable downhill section, and amazing spectator-friendly viewing throughout.

TURN-BY-TURN DESCRIPTION:

- Exit transition
- Turn left on Main Street
- Turn left on Diagonal Street
- Turn right on Bluff Street bike path
- Turn right on Red Hills Parkway
- Turn Around on Red Hills Parkway
- Merge onto bike path
- Turn left on 200 East/Skyline Drive
- Turn right onto 400 N
- Turn left onto Main Street
- Run around traffic circle at Main Street & Tabernacle to start LAP 2
- Repeat lap 1
- To Finish stay straight on Main Street at Tabernacle



RUN COURSE RULES

RUN COURSE RULES

1. Athletes may run, walk, or crawl.
2. Athletes must wear their IRONMAN® 70.3® World Championship issued bib number in front of them clearly visible at all times on the course. Bib numbers identify the official athletes in the race.

Folding, cutting the bib number, intentional alteration of any kind, or failure to wear race number is STRICTLY PROHIBITED and may result in disqualification.
3. NO INDIVIDUAL SUPPORT VEHICLES OR NON-ATHLETE ESCORT RUNNERS ARE ALLOWED.

This is an Individual endurance event. Teamwork as a result of outside assistance, which provides an advantage over single competitors, is not allowed. Individual support vehicles or non-athlete escort runners will result in disqualification. A non-athlete escort runner includes athletes who have withdrawn from the race, have been disqualified or have finished the race. Supporters of any type may NOT bike, drive, or run alongside the athlete, may not pass food or other items to athlete and should stay completely clear of all athletes to avoid the disqualification of the athlete. It is incumbent upon each athlete to immediately reject any attempt to assist, follow, or escort. It IS permissible for an athlete who is still competing to run with other athletes who are still competing.

4. Athletes are expected to follow the directions and instructions of all race officials and public authorities.
5. The sole responsibility of knowing and following the prescribed running course rests with each athlete. **No adjustments in times or results shall be made for athletes who fail to follow the proper course for any reason whatsoever.**
6. **ATHLETES RACING WITHOUT A SHIRT OR RACING TOP WILL BE DISQUALIFIED. UNIFORMS WITH A FRONT ZIP MUST BE FULLY CONNECTED AT THE BOTTOM AND SHOULD BE FULLY ZIPPED WHEN CROSSING THE FINISH LINE.**
7. The run course will officially close 8 hours and 30 minutes after the final athlete enters the water to start the swim.

FINISH LINE POLICY

Friends and/or family members are not permitted to cross the finish line or enter the finish chute with participating athletes. This policy will allow each competitor adequate time to celebrate their accomplishment without interfering with other finishers and ensure the safety of all athletes, volunteers and fans. Athletes who choose not to respect the policy will receive an automatic disqualification (DSQ).

EVENT SANCTION

USA Triathlon (USAT) has sanctioned the 2021 IRONMAN® 70.3® World Championship. Our rules are published with permission from USAT. Please visit ironman.com for a complete set of IRONMAN® Competition Rules.

Under our sanctioning agreement with USAT, athletes should be aware of the serious consequences of violating Competitive Rule governing - Unregistered Athletes, which states:

- a. Any person who participates in any portion of a sanctioned event without first properly registering and paying any required registration fee shall be suspended or barred from membership in USAT and barred from participation in any sanctioned event for a period of up to one year.
- b. Any person who in any way assists another athlete to violate this rule: by providing or selling a race number to that athlete shall be suspended or barred from membership in USAT and barred from participation in any sanctioned event for a period of up to one year.

Anyone who violates this rule may be banned for life from any IRONMAN® event. Violating this rule puts insurance coverage for the event at risk.

ANY VERBAL ABUSE OF MARSHALS, RACE OFFICIALS, IRONMAN 70.3 STAFF OR VOLUNTEERS IS GROUNDS FOR IMMEDIATE DISQUALIFICATION.

RULES

RULES APPLYING TO ALL SEGMENTS OF THE RACE

It is the athlete's responsibility to know all aspects of the swim, bike and run rules.

1. Any athlete holding current elite/professional status from their National Triathlon Federation or a current IRONMAN® Professional Membership (as verified by elite/pro status of an athlete's National Triathlon Federation) is prohibited from racing as an AGE GROUP athlete within the same calendar year, in ANY sanctioned triathlon event anywhere in the world, where there is an elite/ pro wave, within the same calendar year.

Disqualification and potential sanction from IRONMAN® events, and forfeiture of any AGE GROUP World Championship qualifying slots may result for any athlete that has not adhered to this policy.

2. Athletes are expected to follow directions and instructions of all course marshals and public authorities.

3. Race officials shall have authority to disqualify any athlete.

4. Medical personnel shall have ULTIMATE and FINAL authority to remove an athlete from the race if the athlete is judged to be physically incapable of continuing the race without risk of serious injury or death. Medical transport of any athlete will result in disqualification.

5. Fraud, theft, abusive treatment of volunteers, staff or others and acts of poor sportsmanship are grounds for immediate disqualification and may result in the athlete being suspended from competing in any IRONMAN® or IRONMAN® 70.3® event in the future, depending on the severity of the rule violation.

6. As a condition of participation in each IRONMAN® and IRONMAN® 70.3® event, all registered athletes are required to acknowledge and abide by IRONMAN's Anti-Doping Rules. In accordance with the Anti-Doping Rules, all registered athletes are subject to in and out-of-competition testing and are encouraged to learn and understand all applicable rules and obligations prior to registering for events (including, without limitation, the World Anti-Doping Agency's anti-doping rules governing Prohibited Substances and Therapeutic Use Exemptions). When in doubt, athletes are encouraged to ask questions and to seek advice from qualified medical professionals.

Please refer to IRONMAN's Competition Rules for additional guidance and information.

7. If an athlete decides to withdraw from the race at any time, it is the responsibility of the athlete to notify a race official and turn in their bib number. Athletes will turn in their timing chip after they cross the finish line. It is essential that race officials know where athletes are on the course at all times. Failure to comply after withdrawing from the race may result in athlete being prevented from competing in any IRONMAN® event in the future.

8. IRONMAN® 70.3® reserves the right to make rule changes at any time provided all athletes are notified in writing and/or at the pre-race athlete briefings. Notification of any change will be in accordance with IRONMAN® Competition Rules.

9. Prize money for any sanctioned event shall be offered equally between men and women in both amount and depth. Additionally, Professional triathletes may not win Age Group awards and Age Group athletes are not eligible for prize money.

10. For additional information regarding training sites, safety procedures and general information questions regarding the race, please go to the Information Booth.

11. Athletes may not use communication devices of any type, including but not limited to cell phones, smart watches, and two-way radios, in any distracting manner during the race. A "distracting manner" includes but is not limited to making and receiving phone calls, sending and receiving text messages, playing music, using social media, taking photographs, and mounting the device to a bike for purposes of using the device like a bike computer. Using a communication device in a distracting manner during the Race will result in disqualification.

12. Cameras, phone cameras, and video cameras are prohibited unless permission is given by IRONMAN®. If permission is given by IRONMAN®, it is the athlete's responsibility to notify the Head Referee prior to race start. Athletes seen with a camera, phone camera, or video camera who were not given permission will be disqualified.

13. IRONMAN® does not allow the transfer of an athlete's registration to another person - no exceptions will be made to this rule. Any attempt to transfer a registration to another person will result in disqualification and suspension from future participation in any IRONMAN® or IRONMAN® 70.3® event.

14. Assistance provided by event personnel or Race Officials is allowed but is limited to drinks, nutrition, mechanical and medical assistance. Athletes competing in the same race may assist each other with incidental items such as nutrition and drinks after a water station and pumps, tubular tires, inner tubes and punctures repair kits. Athletes may not provide any item of equipment to an athlete competing in the same race which results in the donor athlete being unable to continue their own race. This includes but is not restricted to shoes, complete bicycle, frame, wheels and helmet. The penalty for this will be disqualification of both athletes.

15. Athletes must cover the prescribed course in its entirety. Failure to do so will result in a disqualification. If an athlete must exit the course, he or she shall re-enter the course at the same point of departure before continuing.

ANTI-DOPING

Athletes are responsible for personally knowing what constitutes a violation of the Anti-Doping Rules, including without limitation personally knowing what substances and methods are on the WADA Prohibited List ("Prohibited Substances"), and for monitoring and ensuring his/her own compliance with the Anti-Doping Rules. Certain medications, supplements, common beverages, and other "over-the-counter" or otherwise legal products may contain Prohibited Substances. All Athletes intending to use a Prohibited Substance for a legitimate medical reason must seek a Therapeutic Use Exemption ("TUE") from their National Anti-Doping Organization ("NADO") or Regional Anti-Doping Organization ("RADO"), as applicable, in accordance with the policies of those organizations. When in doubt, athletes are encouraged to ask questions and to seek advice from qualified medical professionals.

Please refer to IRONMAN's Competition Rules and your 2021 IRONMAN® 70.3® World Championship Events Anti-Doping & Qualifying Slot Waiver for Age Group Athletes for additional guidance and information.

RULES

HANDCYCLE & PHYSICALLY CHALLENGED (PC) OPEN/EXHIBITION DIVISION

SWIM

IRONMAN® 70.3® reserves the right to seed athletes at the swim start (i.e., early start, late start, designated wave, etc.).

Athletes may use a wetsuit during competition. Each athlete must obtain approval from IRONMAN® prior to the race for all swimwear and accessories to be used during the swim.

Any change thereafter will be grounds for disqualification. The use of any flotation devices is prohibited unless otherwise approved by IRONMAN®.

BIKE

Handcycles are permitted on the IRONMAN® 70.3® World Championship course. Please reference IRONMAN® Competition Rules for complete set of rules pertaining to the Handcycle Division.

Cycling conduct and specifications are consistent with IRONMAN® Competition Rules. Equipment must conform to all general rules for bicycles as it pertains to the IRONMAN® Competition Rules, including no add-on device(s) that may reduce wind resistance or enhance aerodynamics of the bicycle, regardless of any secondary benefit.

Helmets must be approved by a national accredited testing authority and such authority must be recognized by the International Triathlon Union and the relevant National Federation. Helmets must be worn during the entire wheelchair (run) segment including in and out of the transition area. Any athlete riding without his or her chinstrap fastened will be disqualified.

RUN

Running conduct and specifications are consistent with IRONMAN® Competition Rules.

Athletes are required to comply with the same equipment safety inspection for the run portion of the event as is required for the bicycle portion. Standard racing chairs shall be used.

Helmets must be approved by a national accredited testing authority and such authority must be recognized by the International Triathlon Union and the relevant National Federation. Helmets must be worn during the entire wheelchair (run) segment including in and out of the transition area. Any athlete riding without his or her chinstrap fastened will be disqualified.

MANDATORY RACE BRIEFING FOR HANDCYCLE & PC ATHLETES

All Physically Challenged and Handcycle athletes must attend the mandatory race briefing at 10:00 AM on Friday, September 17. The briefing will begin at the Washington County School District Parking Lot at S 200 W and Tabernacle Street near T2 and conclude at T1 / Sand Hollow State Park. For a complete set of rules for the Handcycle & Physically Challenged Open Division/Exhibition Division, please make sure to review the 2021 IRONMAN® Competition Rules.

MEDICAL POLICY

There will be medical staff and facilities throughout the IRONMAN® race course and the Medical Tent will handle injuries or medical problems of athletes that withdraw /are withdrawn during the race and for limited services immediately post race.

For Hospital and other medical care not provided on site, all athletes are responsible for expenses associated with all off site medical care and services.

Particular dangers include dehydration, hyponatremia, sunburn, exhaustion and injuries sustained from accidents. Please ask for medical help if you have the slightest hint you may need it. You will not be penalized for receiving a medical evaluation. You will be withdrawn from the race only if you require transportation, IV fluids or if medical personnel feel your continued participation could result in serious harm or death.

During events of extreme endurance, the body's pain threshold is raised, and you may be in more trouble than you realize. The medical personnel will do all they can to keep you in the race and assure a safe finish.

If you spend three months prior to the event in a climate different than St. George, Utah, USA, we suggest you consider an acclimation period before the race. The chance of dehydration and electrolyte imbalance can be reduced significantly by a proper period of acclimation and hydration with sufficient and appropriate electrolyte based fluids.

If you are taking any medications, or have any medical problem that may influence your performance or your treatment in the event of an injury, advise us of all necessary details well in advance of race day.

At Athlete Check-In, you are required to notify the medical team, in writing, if there is any change in your medical status/ condition after your application has been processed. Failure to do so will result in suspension of participation in future IRONMAN® events.

You are solely responsible for avoiding medications that appear on the list of banned substances as determined from WADA.

Any athlete needing to see medical personnel race morning, must go the Main Medical Tent located at the IRONMAN® Finish Line. Doctors will be available from 5:30 AM on Saturday.



THANK YOU TO OUR PARTNERS!

TITLE PARTNER



PRESENTING PARTNER



PREMIER PARTNERS



TECHNICAL PARTNERS



SUPPLIER AND EVENT PARTNERS



THROUGH ADVERSITY COMES RESILIENCE

There is a mutual understanding in what it means to
wake up every day and commit. To aspire
for more. To aim for excellence.

Shared dedication to push through mental
and physical demands, all while taking
the road to greater health.

We understand how to care for the
IRONMAN community because
we are part of it.

Intermountain
Healthcare



intermountainhealthcare.org/SGwellness

Intermountain
Healthcare

IRONMAN 70.3
WORLD CHAMPIONSHIP

PRESENTED BY  UTAH SPORTS
COMMISSION

St. George Utah | USA

Official Medical Partner of



THE WORLD'S BIGGEST ARENA

Location, location, location. Utah has all the natural qualities to add the right level of epic to your event. Visit UtahSportsCommission.com to find out why our state is right for you.

#StateofSport



Utah THE HOME OF SPORT



[utahsportscommission](https://www.facebook.com/utahsportscommission)



[stateofsport](https://www.instagram.com/stateofsport)



[stateofsport](https://twitter.com/stateofsport)



RŌKA

MAVERICK X

THE WORLD'S MOST LOVED WETSUIT

"I genuinely have ZERO shoulder discomfort! For the first time ever I am more comfortable swimming in a wetsuit than out of it."

- Paul, Seattle, WA

PATENTED


PROTECTED BY DOMESTIC AND
INTERNATIONAL PATENTS WITH
ADDITIONAL PATENTS PENDING

LUCY CHARLES-BARCLAY
FASTEST IRONMAN
SWIMMER ON THE PLANET



IRONMAN
GLOBAL SERIES
2021 OFFICIAL BIKE PARTNER

Ventum is giving away a frameset to one lucky athlete. Simply scan the flowcode for your chance to win!



Learn more at Ventumracing.com

The HOKA logo is located in the top right corner of the image. It consists of the word "HOKA" in a bold, blue, sans-serif font, with a stylized blue swoosh above the letter "O".

HOKA

The background of the advertisement features three runners in motion against a light gray concrete wall. On the left, a woman with dark hair in a ponytail wears a light blue tank top and black shorts. In the center, a man in an orange t-shirt and black shorts is running. On the right, another man in a black t-shirt and black shorts is running. All three are wearing HOKA Clifton 8 running shoes, which are light blue with red and white accents. The runners are captured in a side-profile view, showing their dynamic movement. The text "SMOOTH ON DOWN THE ROAD" is overlaid in large white letters across the middle of the image.

SMOOTH ON DOWN THE ROAD

THE LEGENDARY CLIFTON RIDE,
NOW EVEN SMOOTHER.

CLIFTON 8 



FinisherPix | Powered by Smiles

NEVER FORGET **YOUR RACE**



IRONMAN
OFFICIAL PHOTOGRAPHER



ORDER YOUR RACE PHOTOS HERE:
www.finisherpix.com

www.facebook.com/finisherpix
@finisherpix #finisherpix



G ENDURANCE

NO ARTIFICIAL WITH A LIGHTER TASTE



FORMULATED FOR *FARTHER*

Endurance athletes take things farther. Gatorade® Endurance Formula is designed for the specific demands of endurance athletes. On course at over 300 races nationwide.



AVAILABLE IN LEMON-LIME, ORANGE, CHERRY, AND WATERMELON

Gatorade Endurance products are available where the endurance athlete shops – at run, bike and tri specialty stores nationwide, at select Dick's Sporting Goods stores – online at amazon.com and check out gatoradeendurance.com to determine what local retailers have your product of choice in-stock in real time.



Gatorade® Endurance Formula has nearly twice the sodium (300mg) and more than triple the potassium (140mg) of regular Gatorade® to help meet endurance athletes' needs.

©2021 S-VC, Inc. GATORADE ENDURANCE and G DESIGN are registered trademarks of S-VC, Inc.

A group of approximately ten triathletes are posing for a photo outdoors on a grassy area. They are all smiling and looking towards the camera. Many of them are wearing orange and blue lanyards with medals around their necks. The medals have "U.S. OPEN TRIATHLON 2017" and "AX" logos. Some athletes are holding up their medals. They are wearing various athletic gear, including hats, sunglasses, and jackets. In the background, there are trees and a building. A banner with "ROCKWA" is partially visible on the right. The overall mood is celebratory and energetic.

WE LOVE WHAT YOU LOVE.

#WeAreACTIVE

BREW WITHOUT COMPROMISE™



AWARD-WINNING • GREAT TASTE • VEGAN-FRIENDLY



@ATHLETICBREWING | [ATHLETICBREWING.COM](https://athleticbrewing.com)



The Official Medal Supplier of IRONMAN and the Rock 'n' Roll Running Series

www.AlwaysAdvancing.net | info@alwaysadvancing.net

Race Day Wheels, The Original Wheel Rental Company, began in 2005 and is the Official Wheel Rental Business of the IRONMAN® U.S. Series. Our sole mission is to make you faster without you having to break the bank.

We're here to give both beginner triathletes and experts the opportunity to conveniently ride fast carbon race wheels without having to purchase them. Why pay \$2400+ for wheels that you may only use a few times a year when you can rent newly released 2021 ZIPP Firecrest carbon clincher race wheels starting at only \$175.

WHEEL RENTAL INCLUDES:

- 2021 ZIPP Firecrest® carbon clincher wheels.
- Continental GP 5000 clincher tires, tubes and skewers.
- Your rental fee off the sale price if you decide to buy.
- Free cassette and wheel swap at the events.

[BOOK NOW](#)

BIKE RENTAL INCLUDES: \$350

- Bike and standard wheels. NO pedals
- 2 water bottle holders
- Spares bag with 2 tubes and co2

[BOOK NOW](#)

Even better, if you do decide that you love the wheels so much that you can't live without them, we can't say that we'd blame you and we'll be happy to sell them to you at a discounted price. We'll also subtract one rental fee from the discounted price for a used set and 2 rental fees for a new set.

Race Day Wheels will be at the majority of the IRONMAN and IRONMAN 70.3 events, so if you're looking to hit a PR this year, lock in your carbon wheels now while they're still available.

RENTALS:

- ZIPP Wheel Rentals from \$175
- Bike Rentals: From \$350





OFFICIAL MEDICAL SUPPLIER

MADE TO MUSCLE THROUGH

GET OPTIMAL SUPPORT WITH OUR RUGGED LINE OF
KINESIOLOGY TAPES, SPORTS TAPES & MORE.



FAR INFRARED
TECHNOLOGY



STAYS ON
IN WATER



PAIN
MANAGEMENT



SUPPORT
THAT WORKS
available at **amazon**



SPORTS TAPE | KINESIOLOGY TAPE

© 2021 CURAD and Medline are registered trademarks of Medline Industries, Inc.
Manufactured for Medline Industries, Inc. Three Lakes Drive Northfield, IL 60093 USA

INNOVATIVE SWEAT
ACTIVATED APPAREL

VIEWSPORT®
MOTIVATION REVEALED



www.viewsport.com

QUANTUM[⚡]

TRAIN WITH WHAT'S ON-COURSE

Steady Energy For
Long-distance Training & Racing

boost
endurance

← enhance
performance

← easy
digestion

LIMITED TIME IRONMAN OFFER

Text "IRONMAN" to "1 (855) 320-2382"
or scan the QR code for a limited
time IRONMAN offer.



IRONMAN[®]
NORTH AMERICA SERIES

2021 OFFICIAL ENERGY BAR

Text **IRONMAN** to **1 (855) 320-2382**

KASK

IRONMAN®
GLOBAL SERIES

2021 OFFICIAL HELMET SUPPLIER

LITOPIA



ENJOY YOUR RIDE
RIDE FAST

*selle***italia**



WATT
KIT CARBONIO SUPERFLOW

**Comfort, efficiency
and aerodynamic seat**



- Longer rails: **+10 mm** compared to a standard rail
- New lateral shape, less friction and better performance
- Wider & Superflow nose with Rack Rubber insert

Customer Service: +39 0423 541313 - welcome@selleitalia.com

selleitalia.com



CELEBRATE YOUR FINISH WITH THE ULTIMATE MEMENTO

Discover the new
special edition Breitling
Endurance Pro Watch
for IRONMAN Finishers



 BREITLING



Available online at www.ironmanstore.com

FOND MEMORIES GRAPHICS, INC.

IRONMAN® & IRONMAN 70.3®



BIB FRAME

Beautifully display your finisher's medal in a customized commemorative **BIB FRAME** and document forever your participation in this very special event!

Includes

- EVENT LOGO PLATE, ENGRAVED PLATE WITH NAME & SPLIT TIMES
- ADDITIONAL FINISHER'S MEDAL • 5" X 7" MAT OPENING (COURSE MAP INCLUDED)
- 2" DISC OF TRIATHLON SYMBOL • LAMINATED REPLICA OF YOUR BIB #

This Bib Frame would normally cost \$175, but is currently available for

Only **\$149** +S/H



3 OPENING BIB FRAME

Beautifully display your finisher's medal in a customized commemorative **THREE OPENING BIB FRAME** and document forever your participation in this very special event!

Includes

- EVENT LOGO PLATE, ENGRAVED PLATE WITH NAME & SPLIT TIMES
- ADDITIONAL FINISHER'S MEDAL • 3 5" X 7" MAT OPENINGS (COURSE MAPS INCLUDED)
- 2" DISC OF TRIATHLON SYMBOL • LAMINATED REPLICA OF YOUR BIB #

This Bib Frame would normally cost \$205, but is currently available for

Only **\$179** +S/H

Fond Memories Graphics, Inc.
P.O. Box 149, Pomona, New York 10970
Tel: (845) 354-5027 • Fax: (845) 354-4875
E-mail: FMG5027@aol.com

IF ORDERING ONLINE OR
BY PHONE, USE THIS COUPON
CODE TO RECEIVE THESE
DISCOUNTED PRICES!

COUPON
CODE:
EXPO

www.marathongifts.com

Don't try this on race day*



* A bold statement from the brand that wants to sell you the product, sure. But getting used to nutrition is one thing many athletes don't prioritize in training. Some even risk it all by trying new products on race day. So, use whatever you've trained with or get used to what you're getting on-course. In this case the GEL 100 and GEL 100 CAF 100.

NIRVANA



**ENJOY THE RACE AND
LEAVE YOUR TRAVEL
AND ACCOMMODATION
ARRANGEMENTS
TO THE EXPERTS**

nirvanasportstravel.com

Nirvana have been helping athletes and spectators on their journey to the start line for over 15 years. By taking the stress out of all the travel and logistics, you can concentrate on being your best and enjoying your IRONMAN race experience.

Benefit from booking your travel and accommodation with IRONMAN'S Official Event Travel Partner. Our extensive range of event services supports you throughout your journey, leaving you to fully focus and enjoy your finish line moment.




PLAYTRI
SWIM · BIKE · RUN

*Best Bikes
Best Selection
Best Prices*

PLAYTRI.COM

Shop Online 24/7




PLAYTRI
SWIM · BIKE · RUN

IRONMAN
US SERIES

OFFICIAL TRIATHLON STORE

Own Your Passion | Franchises Available | [Playtri.com/ownastore](https://playtri.com/ownastore)

A STEP AHEAD OF YOUR TRAINING PLAN?



Explore more here.

RED BULL GIVES YOU WIIINGS. 

ROUVY brings you cycling courses
from all around the world



www.ROUVY.com

REAL ROADS. REAL RIDERS. REAL FEELINGS.

YOUR FASTEST
BIKE PERFORMANCE.



Santini

WWW.SANTINICYCLING.COM